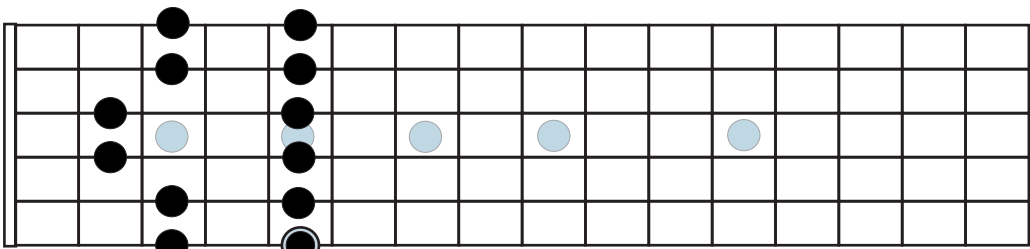


# VillageGuitarLessons.com

## The Five Pentatonic Scale Forms

Steve Raleigh  
www.SteveRaleigh.com  
(845) 542-4558

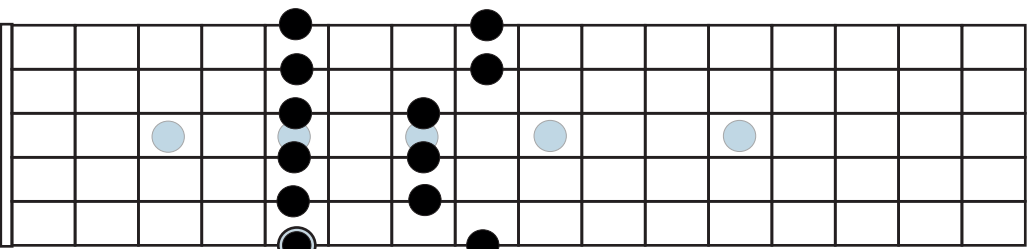
A minor pentatonic



1 2 3 4 - Fingering

Detailed description: A guitar fretboard diagram showing the first form of the A minor pentatonic scale. The scale notes are marked with light blue circles: 2nd fret on the 4th string, 3rd fret on the 3rd string, 4th fret on the 2nd string, 5th fret on the 1st string, and 7th fret on the 5th string. The starting note (3rd fret on the 4th string) is marked with a black circle and a white center, indicating the root. Fingerings are indicated by numbers 1-4 below the notes.

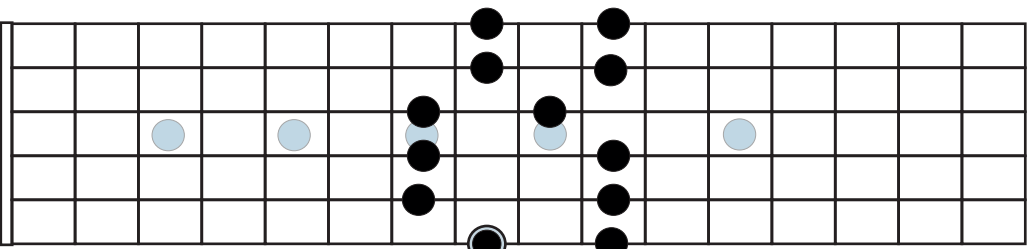
A minor pentatonic



1 2 3 4

Detailed description: A guitar fretboard diagram showing the second form of the A minor pentatonic scale. The scale notes are marked with light blue circles: 3rd fret on the 4th string, 5th fret on the 3rd string, 7th fret on the 2nd string, 9th fret on the 1st string, and 12th fret on the 5th string. The starting note (3rd fret on the 4th string) is marked with a black circle and a white center, indicating the root. Fingerings are indicated by numbers 1-4 below the notes.

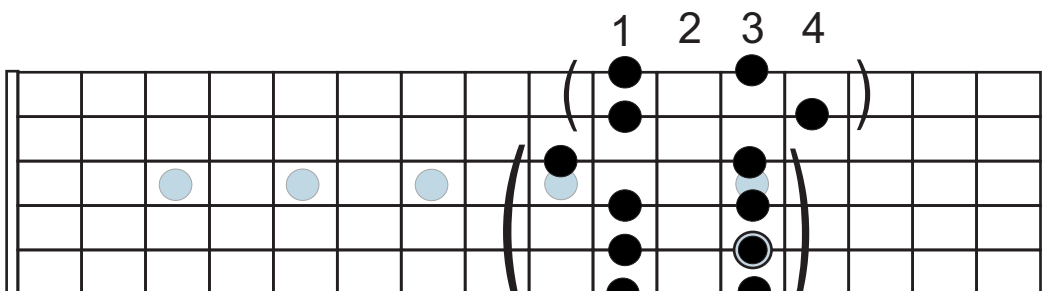
C major pentatonic



1 2 3 4

Detailed description: A guitar fretboard diagram showing the first form of the C major pentatonic scale. The scale notes are marked with light blue circles: 3rd fret on the 4th string, 5th fret on the 3rd string, 7th fret on the 2nd string, 9th fret on the 1st string, and 12th fret on the 5th string. The starting note (3rd fret on the 4th string) is marked with a black circle and a white center, indicating the root. Fingerings are indicated by numbers 1-4 below the notes.

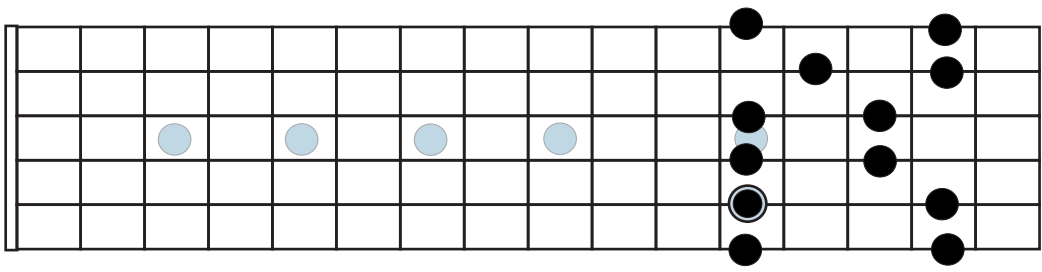
A minor pentatonic



1 2 3 4

Detailed description: A guitar fretboard diagram showing the third form of the A minor pentatonic scale. The scale notes are marked with light blue circles: 5th fret on the 4th string, 7th fret on the 3rd string, 9th fret on the 2nd string, 12th fret on the 1st string, and 15th fret on the 5th string. The starting note (5th fret on the 4th string) is marked with a black circle and a white center, indicating the root. Fingerings are indicated by numbers 1-4 below the notes. Brackets are used to group the notes on the 4th and 3rd strings.

A minor pentatonic



1 2 3 4

Detailed description: A guitar fretboard diagram showing the fourth form of the A minor pentatonic scale. The scale notes are marked with light blue circles: 7th fret on the 4th string, 9th fret on the 3rd string, 12th fret on the 2nd string, 15th fret on the 1st string, and 17th fret on the 5th string. The starting note (7th fret on the 4th string) is marked with a black circle and a white center, indicating the root. Fingerings are indicated by numbers 1-4 below the notes.